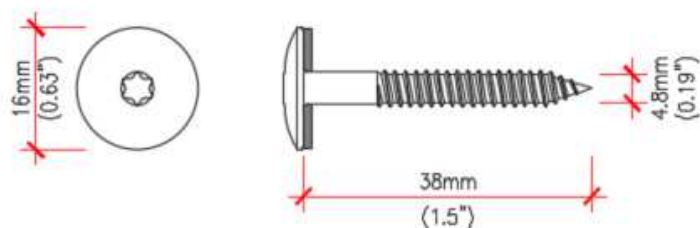


Fachadas Ventiladas com painéis Viroc - Estrutura de Madeira

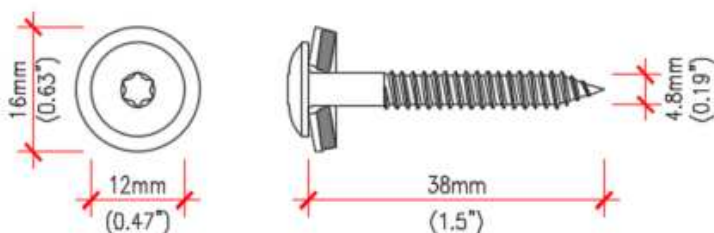
Parafusos para fixação dos painéis Viroc

Painéis de 12 mm de espessura

TW-S-D16-4.8x38 W16

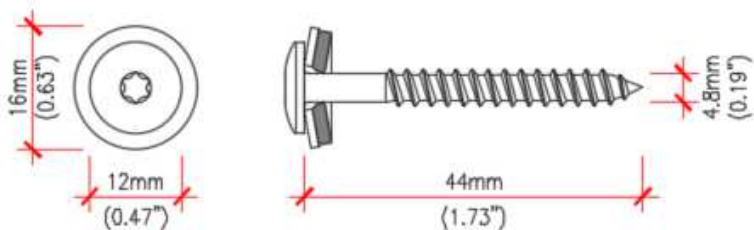


TW-S-D12-S16-4.8x38

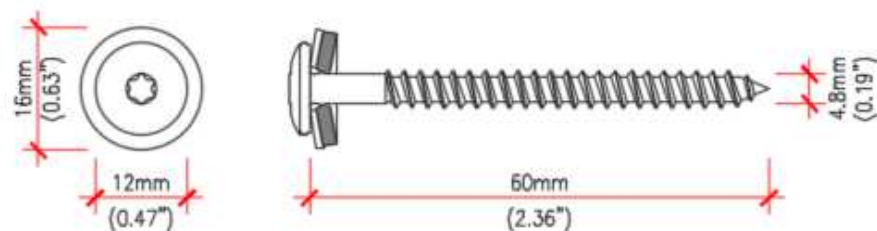


Painéis de 16 mm de espessura

TW-S-D12-S16-4.8x44



TW-S-D12-S16-4.8x60



Estrutura de suporte

Esquadros



		B 50-T			
Application	Product	Type	L	KL	Application range
	<p>■ Carbon steel</p>	B	50-T		<p>Fixed width A of 50 mm Length L, variable from 50 to 300 mm Fixed height H of 60 mm</p> <p>8,5x30 mm and 8,5xL mm slot holes Holes dia Ø 6,5</p>
		B	60-T		
		B	70-T		
		B	80-T		
		B	90-T		
		B	100-T		
		B	110-T		
		B	120-T		
		B	130-T		
		B	140-T		
		B	150-T		
		B	160-T		
		B	170-T		
		B	180-T		
		B	190-T		
		B	200-T		
		B	210-T		
		B	220-T		
		B	230-T		
		B	240-T		
B	250-T				
B	260-T				
B	270-T				
B	280-T				
B	290-T				
B	300-T				

Ancoragem (esquadro-suporte)

FUR-10,0x80-SS (1 un/esquadro)

Application	Product	Approval	Order code				$t_{fx}$	$h_v$	Application range
			Type	d	L				
	■ Carbon steel 		FUR-	8,0x	80-SS	10	90	Anchoring depth $h_{nom}$ min. 70 mm embedment 	
			FUR-	8,0x	100-SS	30	110		
			FUR-	8,0x	120-SS	50	130		
			FUR-	10,0x	80-SS	10	90		
			FUR-	10,0x	100-SS	30	110		
			FUR-	10,0x	115-SS	45	125		
			FUR-	10,0x	135-SS	65	145		
			FUR-	10,0x	160-SS	90	170		
			FUR-	10,0x	185-SS	115	195		
			FUR-	10,0x	200-SS	130	210		
FUR-	10,0x	230-SS	160	240					

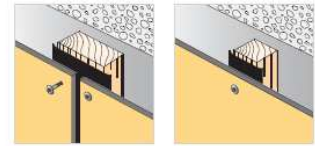
Parafusos (esquadro-barrote)

SW-T-4,8x35 (3 un/esquadro) ou

SW3-T-H15-6,5x50 (2 un/esquadro)

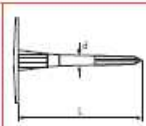
Application	Product	Approval	Order code				KL	Application range
			Type	HD	d	L		
	■ Carbon steel 		SW-T-		4,8x	35		 VD max. steel: 1 x 1,0 mm 3 x 0,75 mm Assembly recommendations: 3 x SW-T-4,8x35 for long hole $\varnothing$ 6,5 mm
	■ Carbon steel 		SW3-T-	H15-	6,5x	50		 VD max. steel: 2 x 1,25 mm Assembly recommendations: 1 x SW3-T-H15-6,5x50 for long hole 1 x SW-T-4,8x35 for normal hole

## Banda EPDM



Product code	article number	d x L	PU	notes
EPDM-TAPE-0,75X60X25000	1122506	0,75X60X25 M	1	
EPDM-TAPE-0,75X80X25000	1193862	0,75X80X25 M	1	
EPDM-TAPE-0,75X100X25000	1122504	0,75X100X25 M	1	
EPDM-TAPE-0,75X120X25000	1288745	0,75X120X25 M	1	
EPDM-TAPE-1,2X70X25000	1379293	1,2X70X25 M	1	
EPDM-TAPE-1,2X120X25000	1379294	1,2X120X25 M	1	
EPDM-TAPE-ADHESIVE-0,75X60X25000	1122507	0,75X60X25 M	1	
EPDM-TAPE-ADHESIVE-0,75X100X25000	1122508	0,75X100X25 M	1	
EPDM-TAPE-ADHESIVE-0,75X120X25000	1329007	0,75X120X25 M	1	
EPDM-TAPE-ADHESIVE-1,2X110X25000	1386718	1,2X110X25 M	1	

## Bucha plástica (isolamento-suporte)



d diameter | L overall length | SD Setting depth | All measures in mm

Applications	Product	Order code			SD	Application range		
		Type	d	L				
		● Plastic						
		MDH-	8,0x	60	20			
		MDH-	8,0x	80	20			
		MDH-	8,0x	100	20			
		MDH-	8,0x	120	20			
			MDH-	8,0x	140	20		
			MDH-	8,0x	160	20		
			MDH-	8,0x	180*	30		
			MDH-	8,0x	200*	30		
			MDH-	8,0x	220*	30		
			MDH-	8,0x	240*	30		
				* two pieces				
		1. Drill a pilot hole 2. Set plug until head lies flush on insulation 3. Use a hammer for installation 4. MDH has to be hammered precisely onto insulation						

Acessórios

Chave para centrar parafusos com diâmetro 4,8mm, ZL-SLA-4,8/7



Perfil auxiliar de ângulo

		PFS-K-A- 10/10				
Application	Product	Type	axb	KL	Application range	
	▲ Aluminium	PFS-K-A- 10/10		≤ 10	Length of the profile: L = 2,8 m Thickness: e = 0,8 mm	
		PFS-K-A- 18/18		≤ 18		
		PFS-K-A- 29/29		≤ 29		
		PFS-K-A- 40/40		≤ 40		

PFS-K-Aluminium



		PFS-Q-A- 10/10				
Application	Product	Type	axb	KL	Application range	
	▲ Aluminium	PFS-Q-A- 10/10		≤ 10	Length of the profile: L = 2,8 m Thickness: e = 0,8 mm	
		PFS-Q-A- 18/18		≤ 18		

PFS-Q-Aluminium



		PFR-A- 10/10				
Application	Product	Type	axb	KL	Application range	
	▲ Aluminium	PFR-A- 10/10		≤ 10	Length of the profile: L = 2,8 m Thickness: e = 0,8 mm	
		PFR-A- 15/15		≤ 15		
		PFR-A- 18/18		≤ 18		

PFR-Aluminium

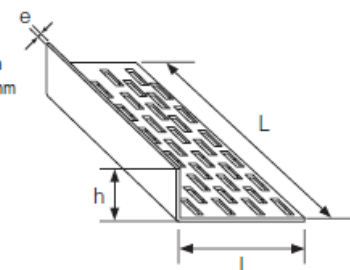


Perfil anti-roedores

PV-Aluminium



		PV-A- 30x30			
Application	Product	Type	hxl	KL	Application range
	▲ Aluminium	PV-A-	30x30		Length of the profile: L = 2,5 m Thickness: e = 0,8 mm
		PV-A-	30x40		
		PV-A-	30x50		
		PV-A-	30x60		
		PV-A-	30x70		
		PV-A-	30x90		
		PV-A-	40x100		
		PV-A-	40x120		
		PV-A-	40x140		
		PV-A-	40x160		
		PV-A-	40x180		
		PV-A-	40x200		
		PV-A-	40x220		
		PV-A-	40x240		
		PV-A-	40x260		
		PV-A-	40x280		
		PV-A-	40x300		





Contactos para informação e fornecimento

Portugal

Tel: +351 219 669 840 / +351 912 554 988

Email: [pt.info@sfs.com](mailto:pt.info@sfs.com)

Espanha

T: +34 946 333 120

E: [es.info@sfs.com](mailto:es.info@sfs.com)

France

T: +33 4 75 75 44 22

E: [fr.info@sfs.com](mailto:fr.info@sfs.com)

UK

T: +44 (0) 330 0555 888

E: [ukenquiries@sfs.com](mailto:ukenquiries@sfs.com)

USA

T: +1 610 376 5751

E: [us.construction@sfs.com](mailto:us.construction@sfs.com)

Canada

T: +1 905 847 5400

E: [ca.info@sfs.com](mailto:ca.info@sfs.com)

Norway

T: +47 67 92 14 40

E: [no.info@sfs.com](mailto:no.info@sfs.com)

Sweden

T: +46 152 71 50 00

E: [se.info@sfs.com](mailto:se.info@sfs.com)

Finland

T: +358 9 3154 9810

E: [fi.info@sfs.com](mailto:fi.info@sfs.com)

Nederland

T: +31 492 597 414

E: [bnl.info@sfs.com](mailto:bnl.info@sfs.com)

Polnad

T: +48 61 660 49 00

E: [pl.info@sfs.com](mailto:pl.info@sfs.com)

Italy

T: +39 0434 995 1

E: [it.info@sfs.com](mailto:it.info@sfs.com)

Germany

T: +49 6171 700 20

E: [de.info@sfs.com](mailto:de.info@sfs.com)

Czech Republic

T: +420 481 354 4111

E: [cz.construction@sfs.com](mailto:cz.construction@sfs.com)

Estonia

T: +372 6610 600

E: [ee.info@sfs.com](mailto:ee.info@sfs.com)