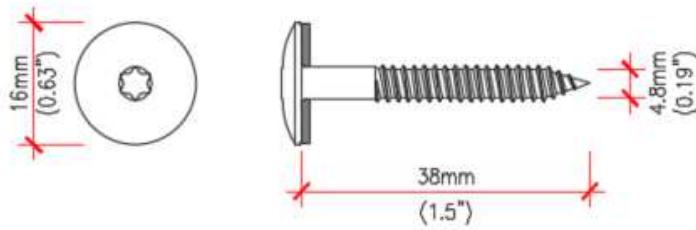


Ventilated Facades with Viroc panels - Wood Structure

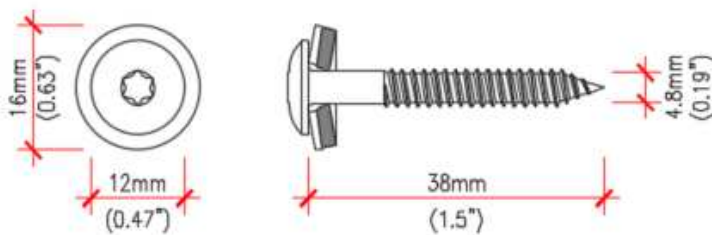
Screws for fixing Viroc panels

Panel thickness 12 mm

TW-S-D16-4.8x38 W16

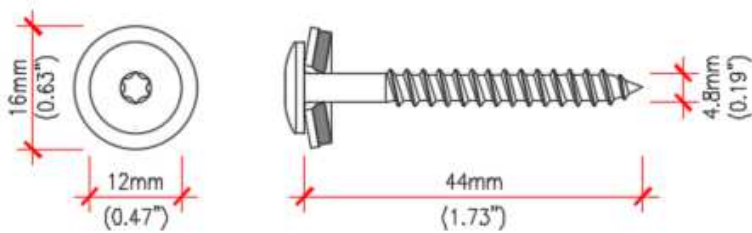


TW-S-D12-S16-4.8x38

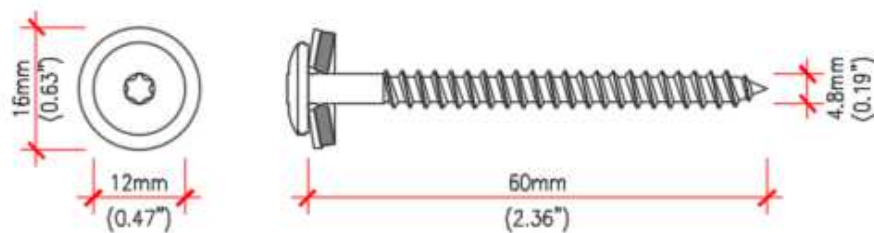


Panel thickness 16 mm

TW-S-D12-S16-4.8x44



TW-S-D12-S16-4.8x60



Support structure

Brackets



		B 50-T			
Application	Product	Type	L	KL	Application range
	<p>■ Carbon steel</p>	B	50-T		<p>Fixed width A of 50 mm Length L, variable from 50 to 300 mm Fixed height H of 60 mm</p> <p>8,5x30 mm and 8,5xL mm slot holes Holes dia Ø 6,5</p>
		B	60-T		
		B	70-T		
		B	80-T		
		B	90-T		
		B	100-T		
		B	110-T		
		B	120-T		
		B	130-T		
		B	140-T		
		B	150-T		
		B	160-T		
		B	170-T		
		B	180-T		
		B	190-T		
		B	200-T		
		B	210-T		
		B	220-T		
		B	230-T		
		B	240-T		
B	250-T				
B	260-T				
B	270-T				
B	280-T				
B	290-T				
B	300-T				

Anchors (brackets-support)

FUR-10,0x80-SS (1 un/bracket)

Application	Product	Approval	Order code				t_{fx}	h_v	Application range
			Type	d	L				
	■ Carbon steel 		FUR-	8,0x	80-SS	10	90	Anchoring depth h_{nom} min. 70 mm embedment 	
			FUR-	8,0x	100-SS	30	110		
			FUR-	8,0x	120-SS	50	130		
			FUR-	10,0x	80-SS	10	90		
			FUR-	10,0x	100-SS	30	110		
			FUR-	10,0x	115-SS	45	125		
			FUR-	10,0x	135-SS	65	145		
			FUR-	10,0x	160-SS	90	170		
			FUR-	10,0x	185-SS	115	195		
			FUR-	10,0x	200-SS	130	210		
FUR-	10,0x	230-SS	160	240					

Drill bit for concrete:
 Ø 8mm: SDS4-Plus-8xL
 Ø 10mm: SDS4-Plus-10xL

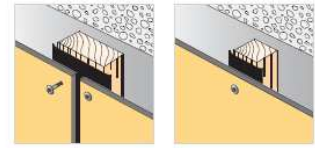
Screws (brackets-wood)

SW-T-4,8x35 (3 un/bracket) or

SW3-T-H15-6,5x50 (2 un/bracket)

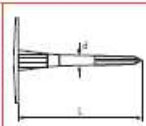
Application	Product	Approval	Order code				KL	Application range
			Type	HD	d	L		
	■ Carbon steel 		SW-T-	4,8x	35		<p>VD max. steel: 1 x 1,0 mm 3 x 0,75 mm</p> <p>Assembly recommendations: 3 x SW-T-4,8x35 for long hole Ø 6,5 mm</p>	
	■ Carbon steel 		SW3-T-	H15-	6,5x	50	<p>VD max. steel: 2 x 1,25 mm</p> <p>Assembly recommendations: 1 x SW3-T-H15-6,5x50 for long hole 1 x SW-T-4,8x35 for normal hole</p>	

EPDM tape



Product code	article number	d x L	PU	notes
EPDM-TAPE-0,75X60X25000	1122506	0,75X60X25 M	1	
EPDM-TAPE-0,75X80X25000	1193862	0,75X80X25 M	1	
EPDM-TAPE-0,75X100X25000	1122504	0,75X100X25 M	1	
EPDM-TAPE-0,75X120X25000	1288745	0,75X120X25 M	1	
EPDM-TAPE-1,2X70X25000	1379293	1,2X70X25 M	1	
EPDM-TAPE-1,2X120X25000	1379294	1,2X120X25 M	1	
EPDM-TAPE-ADHESIVE-0,75X60X25000	1122507	0,75X60X25 M	1	
EPDM-TAPE-ADHESIVE-0,75X100X25000	1122508	0,75X100X25 M	1	
EPDM-TAPE-ADHESIVE-0,75X120X25000	1329007	0,75X120X25 M	1	
EPDM-TAPE-ADHESIVE-1,2X110X25000	1386718	1,2X110X25 M	1	

Plastic anchors to fix the insulation



d diameter | L overall length | SD Setting depth | All measures in mm

Applications	Product	Order code			SD	Application range		
		Type	d	L				
	● Plastic	MDH-	8,0x	60	20	<ol style="list-style-type: none"> 1. Drill a pilot hole 2. Set plug until head lies flush on insulation 3. Use a hammer for installation 4. MDH has to be hammered precisely onto insulation 		
		MDH-	8,0x	80	20			
		MDH-	8,0x	100	20			
		MDH-	8,0x	120	20			
		MDH-	8,0x	140	20			
		MDH-	8,0x	160	20			
		MDH-	8,0x	180*	30			
		MDH-	8,0x	200*	30			
		MDH-	8,0x	220*	30			
		MDH-	8,0x	240*	30			
				* two pieces				

Auxiliary Tools

Tool for centering screws with a diameter of 4.8mm, ZL-SLA-4.8/7



Auxiliary angle profile

		PFS-K-A- 10/10				
Application	Product	Type	axb	KL	Application range	
	▲ Aluminium	PFS-K-A- 10/10		≤ 10	Length of the profile: L = 2,8 m Thickness: e = 0,8 mm	
		PFS-K-A- 18/18		≤ 18		
		PFS-K-A- 29/29		≤ 29		
		PFS-K-A- 40/40		≤ 40		

PFS-K-Aluminium



		PFS-Q-A- 10/10				
Application	Product	Type	axb	KL	Application range	
	▲ Aluminium	PFS-Q-A- 10/10		≤ 10	Length of the profile: L = 2,8 m Thickness: e = 0,8 mm	
		PFS-Q-A- 18/18		≤ 18		

PFS-Q-Aluminium



		PFR-A- 10/10				
Application	Product	Type	axb	KL	Application range	
	▲ Aluminium	PFR-A- 10/10		≤ 10	Length of the profile: L = 2,8 m Thickness: e = 0,8 mm	
		PFR-A- 15/15		≤ 15		
		PFR-A- 18/18		≤ 18		

PFR-Aluminium



Anti-rodent profile

PV-Aluminium



		PV-A- 30x30				
Application	Product	Type	hxl	KL	Application range	
	▲ Aluminium	PV-A- 30x30			Length of the profile: L = 2,5 m Thickness: e = 0,8 mm	
		PV-A- 30x40				
		PV-A- 30x50				
		PV-A- 30x60				
		PV-A- 30x70				
		PV-A- 30x90				
		PV-A- 40x100				
		PV-A- 40x120				
		PV-A- 40x140				
		PV-A- 40x160				
		PV-A- 40x180				
		PV-A- 40x200				
		PV-A- 40x220				
		PV-A- 40x240				
		PV-A- 40x260				
		PV-A- 40x280				
		PV-A- 40x300				



Contacts for information and supply

UK

T: +44 (0) 330 0555 888

E: ukenquiries@sfs.com

USA

T: +1 610 376 5751

E: us.construction@sfs.com

Canada

T: +1 905 847 5400

E: ca.info@sfs.com

Norway

T: +47 67 92 14 40

E: no.info@sfs.com

Sweden

T: +46 152 71 50 00

E: se.info@sfs.com

Finland

T: +358 9 3154 9810

E: fi.info@sfs.com

Nederland

T: +31 492 597 414

E: bnl.info@sfs.com

Polnad

T: +48 61 660 49 00

E: pl.info@sfs.com

Italy

T: +39 0434 995 1

E: it.info@sfs.com

Germany

T: +49 6171 700 20

E: de.info@sfs.com

Czech Republic

T: +420 481 354 4111

E: cz.construction@sfs.com

Estonia

T: +372 6610 600

E: ee.info@sfs.com

Portugal

T: +351 219 669 840

E: pt.info@sfs.com

Espanha

T: +34 946 333 120

E: es.info@sfs.com

France

T: +33 4 75 75 44 22

E: fr.info@sfs.com